

# Fixed Income Trading

Trade your way with CQG's comprehensive tools

CQG offers extensive access to the fixed income market.

- Market-depth fixed income trading of treasury benchmark contracts
- Live and historical fixed income pricing from the heart of the market
- The industry's most complete source of liquid pricing for capital markets

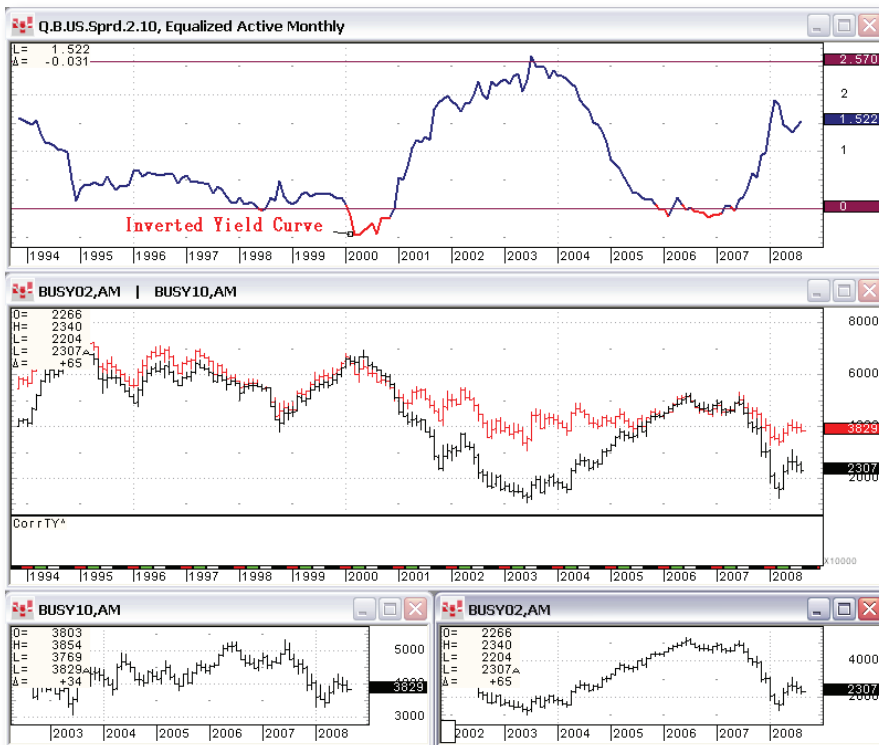
The choice of fixed income traders since 1993.

- Over a decade of industry-leading fixed income market coverage
- Superior tools for analytics from a premier provider
- The first comprehensive, fully integrated, and graphically enhanced data and analysis solution available for fixed income traders

With CQG's fixed income solution, you can:

- Analyze spread relationships within a historical perspective
- Overlay charts
- Use correlation analysis to identify market relationships
- Gain a better understanding of capital flows
- Use CBOT Treasury Conversion Factors to determine "cheapest to deliver"
- Trade

## CQG provides a clear view of the bond markets



CQG Charts allow traders to access information from fixed income sources, including BrokerTec.

## FI Data Sources

### ICAP/BrokerTec

- U.S. Treasuries
- Mortgage-Backed Securities
- Overnight Index Swaps
- Interest Rate Swaps
- Basis Swaps
- Treasury Spreads
- Caps and Floors
- Swaptions
- Zero Curve
- European Government Bonds
- Gilts (Interbank Prices)
- JGB
- Eurobonds, Corporates, Sovereigns (G3)
- Asian Government Securities

### BGCantor Market Data

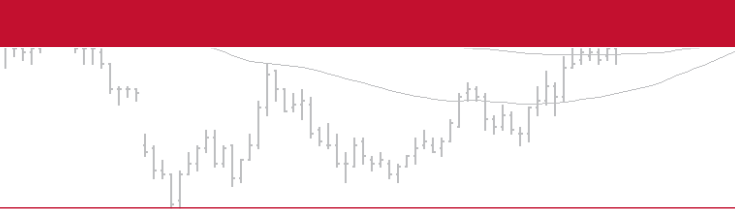
- U.S. Treasuries
- European Government Bonds
- Canadian Government Bonds
- Japanese Government Bonds (JGB)

### Tullett Prebon

- Tullett SwapMarker - North America
- Tullett SwapMarker - Europe
- BGCantor Benchmarks with Tullett Swaps
- Tullett Sovereign Debt
- Tullett U.S. Money Markets
- Tullett Key Rates (Global Capital Markets Overview)

## More FI Sources

- CBOT
- CME
- Eurex
- Euronext
- TSE
- Dow Jones Capital Markets Report
- Market News Headlines



## CQG: Bond trading in real time

### Dozens of ready-made pages provide market insight

CQG provides real-time pricing and analysis on treasury instruments, including:

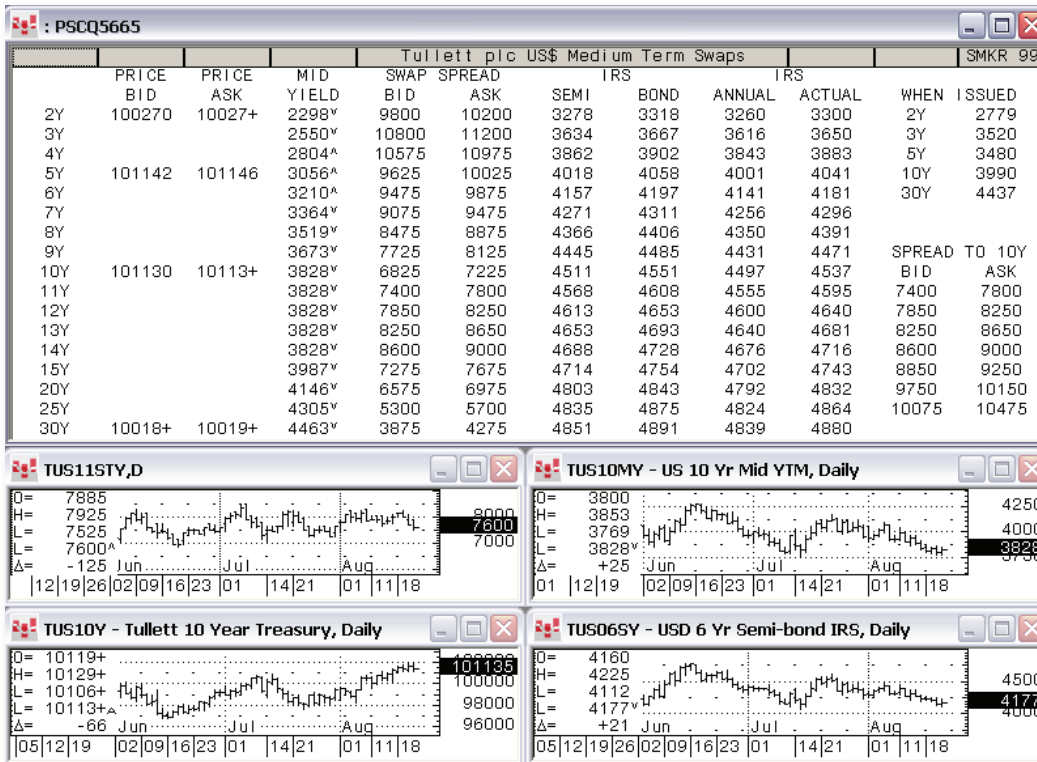
- ICAP/BrokerTec
- BGCantor
- Tullett: More than 40 SwapMarker screen displays provide analysis of:
  - ▶ Major instruments in global treasury markets
  - ▶ Overlays and analysis of swaps arena

### Powerful charts to study FI markets

CQG charts enable traders to compare market trends:

- Analyze spreads using any arithmetic function
- Measure the correlation between markets
- Compare markets bar-by-bar using linked cursors
- Overlay charts to compare behavior

## CQG's tools help you track the fixed income markets



Trade multiple fixed income markets using CQG's tools, such as the Enhanced Quote SpreadSheet.

## Contact Information

For more information, visit [www.cqg.com](http://www.cqg.com) or contact your local Sales Executive.

- USA & Canada 1-800-525-7082
- United Kingdom +44 (0) 20-7827-9500
- France +33 (0) 1-74-18-07-81
- Singapore +65 6720-3165
- Japan +81 (0) 3-3286-6633
- Russia +7 495-795-2410
- Germany +49 (0) 69-6677-7558-0
- Australia +61 (2) 9235-2009