



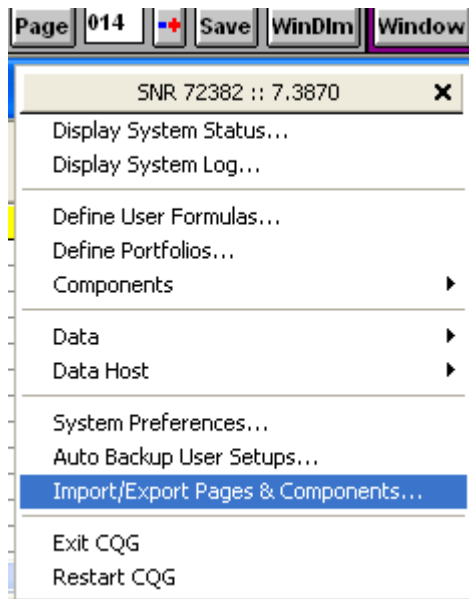
CQG Contact:
Tom Schneider, Account Manager
212-819-8614
tschneider@cqq.com

CQG - New York
45 Broadway Atrium, 31st Floor
New York, NY 10006
Sales: 1 800-525-7082
Support: 1 800-525-1085

Importing CQG Access Pages

This document demonstrates how to import Access pages created for CQG.

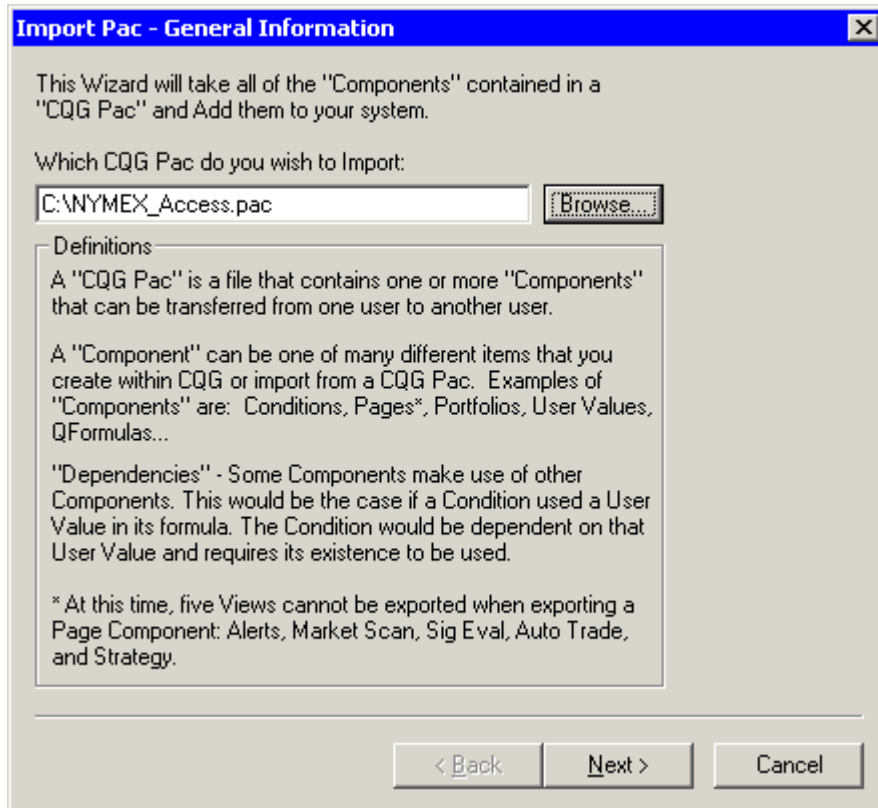
1. Download the "NYMEX_Access.pac" file to your c:\ drive.
2. Left click on the button.
3. Select Import/Export User Setups.



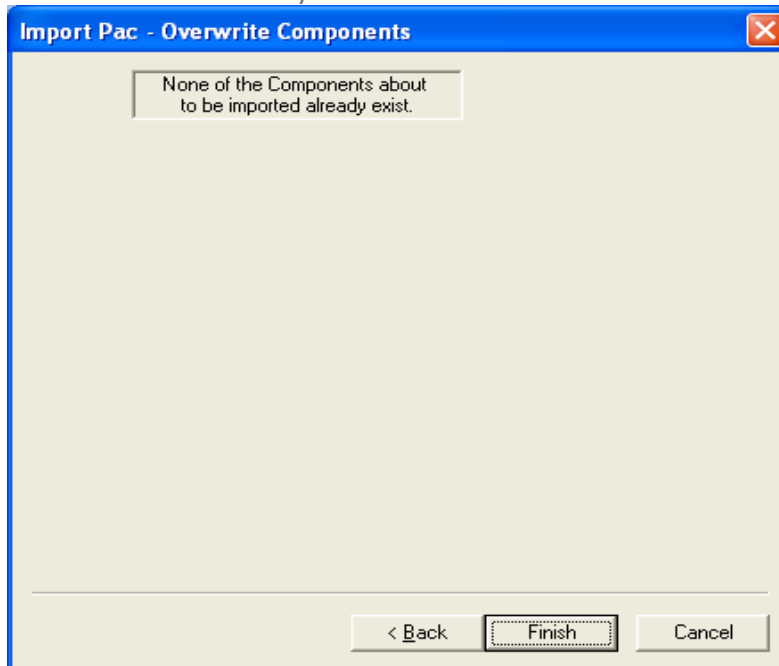
4. Select "Import." Also select "Component Pac".

Importing CQG Access Pages, continued

5. Click "OK." On the following screen, click the browse button and navigate to the removable storage device (memory stick). Double-click on the 'CQG Access software' on that drive, and highlight 'Nymex_Access.pac". Click "Open."



6. Click next until you see:



7. Click "finish" and you are done!